

500W LED Floodlight

Attention

Please read the instructions carefully to ensure that the installation is done in the correct way.

In addition, this manual should be properly kept for future reference.

Warning

Ensure electricity is switched off before install and replacement of bulb or service!

Please read through all following instructions before installing the unit. If any doubt about correct installation, please consult a qualified electrician.

Technical data

Item No.	Voltage	Power	Lumen	Tempered Glass:	Maximum projected area:
65206	AC220-240V	500W	40000LM	350*250*5mm	1836cm ²
Remark	- Electric shock protection class: I - Rated voltage: 220-240V~ 50Hz		- External light protection class: IP65 - Power cord: H07RN-F 3G1.5mm ²		

Outline dimension

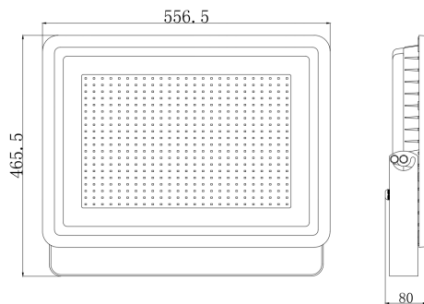


Fig.1

Fixed frame size

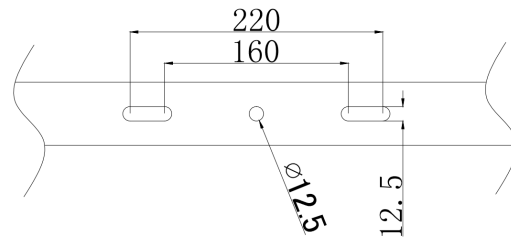


Fig.2

Warning:

- 1: The floodlight must be earthed.
- 2: Before touching the floodlight please switch off and allow it to cool.
- 3: In the case of damage the safety shield, You must replace immediately with tempered glass.
- 4: Please note the warning mark (label) on the floodlight.
- 5 :Mounting height of 2.3-3m. (see Fig.3)

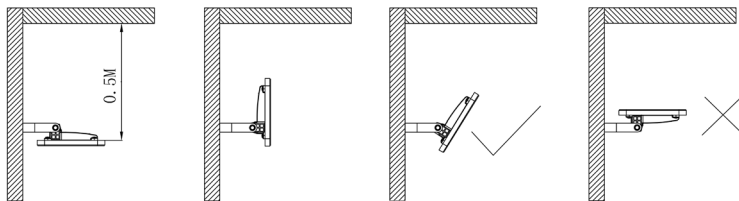
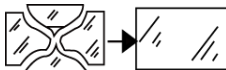
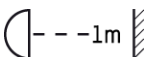


Fig.3



Replace any cracked protective shield.



The minimum distance from lighted object is 1m.



This marking indicates that this product should not be disposed with other household wastes throughout the EU. To prevent possible harm to the environment or human health from uncontrolled waste disposal, recycle it responsibly to promote the sustainable reuse of material resources. To return your used device, please use the return and collection systems or contact the retailer where the product was purchased. They can take this product for environmental safe recycling.